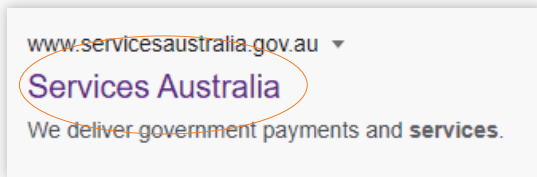


During these times of COVID-19 restrictions, many people are finding they need to access Centrelink payments for the first time. **Below is a step-by-step process, with some additional relevant information.**

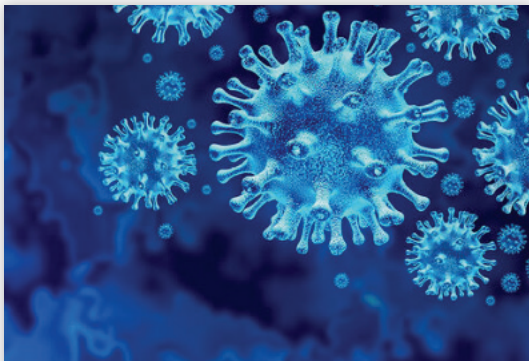
## Step 1

Google **Services Australia**, and access the site via the link as shown below:



## Step 2

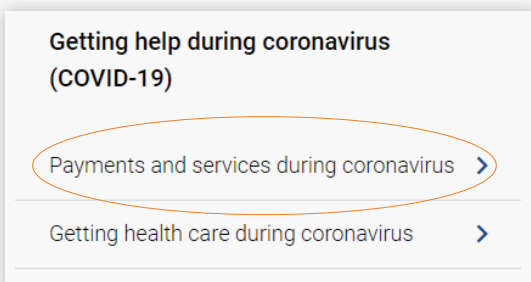
Click on **Getting help during coronavirus (COVID-19)** tile shown below:



### Getting help during coronavirus (COVID-19)

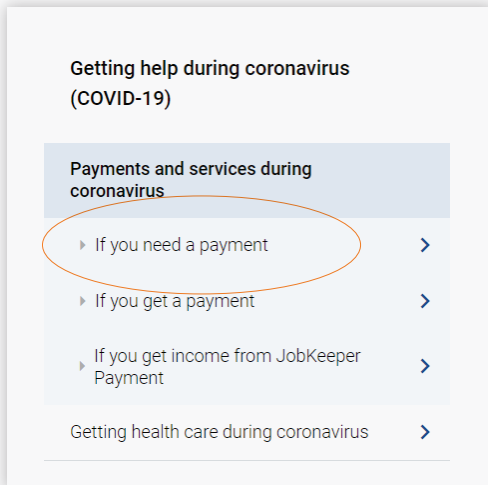
If you're a new or current customer we have payments and resources to support you if you're affected by COVID-19.

The following menu will be displayed on the left of the screen - select **Payments and services during coronavirus**



## Step 3

The following menu will be displayed on the left of the screen - select ***If you need a payment***



## Step 4

The following menu will be displayed on the left of the screen - select ***Claim a payment*** and follow the prompts to apply for a Centrelink payment.

